

SANTA FE ISD

TECHNOLOGY SERVICES

Using the Wireless Network at Santa Fe ISD

SFISD-InSync

Staff and Students should use **SFISD-InSync** when connecting their **MOBILE DEVICES**.

Once connected, you should now be able to browse or use apps that require the internet. You will be filtered by the same filter settings that are in place for your district devices.

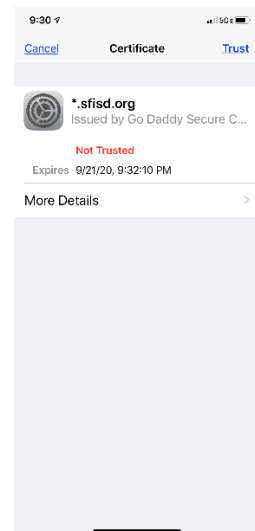
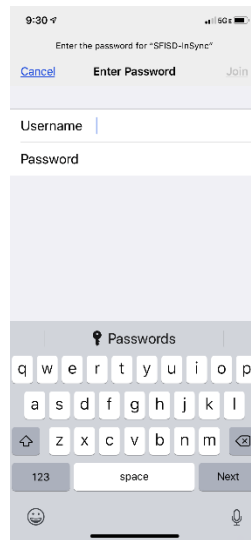
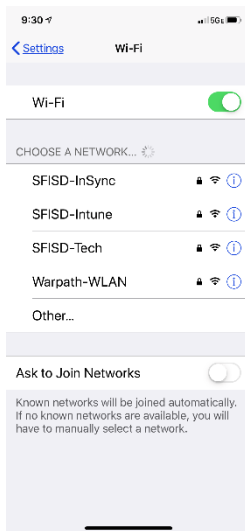
Steps to Connect to SFISD-InSync:

For best results, clearing your browser data cache on your device is recommended before connecting.

- For Safari on iDevices: <https://support.apple.com/en-us/HT201265>
- For Chrome on iDevices: <https://support.google.com/accounts/answer/32050?co=GENIE.Platform%3DiOS&hl=en&oco=0>
- For Chrome on Android: <https://support.google.com/accounts/answer/32050?co=GENIE.Platform%3DAndroid&hl=en&oco=0>

APPLE DEVICES:

1. TURN ON WI-FI and SELECT “SFISD-InSync”
2. You should be prompted with a screen to login. Use your network login ID and password that you use when logging into your district computer. Click “Join” or “Connect”.
3. If you are prompted with a certificate screen, you will have to “Trust” or accept that certificate to continue.

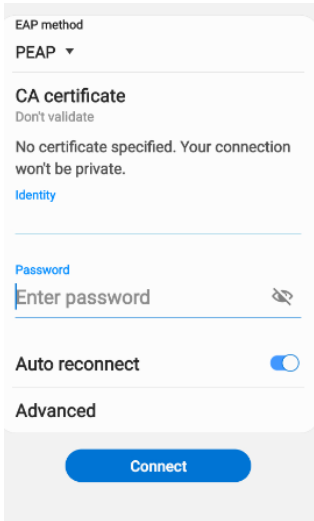


SANTA FE ISD

TECHNOLOGY SERVICES

ANDROID DEVICES:

1. TURN ON WI-FI AND SELECT “SFISD-InSync”.
2. On the WiFi login screen that appears on an Android, please make sure you select the following. Each version of Android can be different, so these are the basic settings that need to be in place to connect.
3. You will need to click on the “Advanced” option in the first screen to set the “Phase 2 authentication” setting.



EAP Method: PEAP

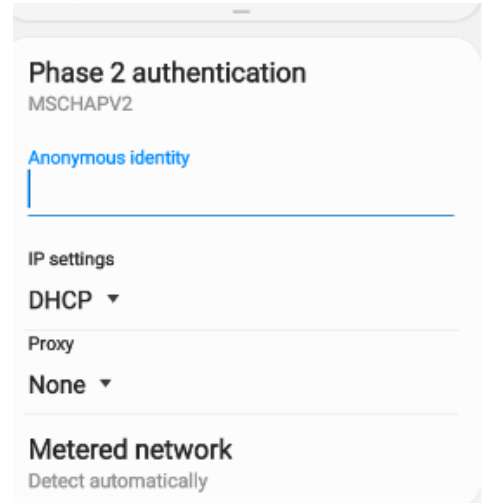
CA Certificate: Don't validate

Identity: Your network login ID that you use when logging into your district computer.

Password: Your password that you use when logging into your district computer.

Phase 2 authentication:

MSCHAPV2 (this setting may be under “Advanced” options)



Warpath-WLAN

SFISD district managed devices, including laptops and Surface books will use **Warpath-WLAN** when connected to the wireless network. Please note that personal laptops will not connect to Warpath-WLAN and should therefore be using SFISD-Insync.

SFISD-Intune

SFISD district managed student laptops will use **SFISD-Intune** when connected to the wireless network.

If you are a **GUEST** here at SFISD and need wireless access, please contact the staff member you are coming to visit so they can get a username and password to connect.

For any issues, questions or concerns regarding wireless connectivity, please contact Technology Services by submitting a [Technology Helpdesk Ticket in Eduphoria](#). Choose Networking as the type of request.